



# Community Enterprise™ Release Notes – CE Version 7.1

## Table of Contents

<b>COMMUNITY ENTERPRISE™</b> .....	<b>1</b>
<b>RELEASE NOTES – CE VERSION 7.1</b> .....	<b>1</b>
INTRODUCTION .....	3
Upgraded WYSIWYG Editor .....	3
Events Module – Registration Enhancements .....	3
New Module – Real Estate .....	4
New Module – Education / Certification .....	4
Advanced Member Search .....	5
Membership Module – Automated Membership Reminder Emails .....	5
Pages Module – Link Checker .....	5
Email Module – Email Templates .....	6
Search Engine Enhancements .....	6
Reports Module – Standard Reports .....	6
Email Module – Email Archive .....	7
Email Module – View Email As Web Page .....	7
Email Module – Make Email Footer Configurable .....	7
Organization Module – Contact Information Section .....	7
Organizations Module – New Channel – File Upload .....	7
Organization Module – New Channel – Organization Update .....	8
Activities Module – Preview Display .....	8
Membership Module – Display Membership Types Within Date Ranges .....	8
Membership Module – New Channel – Membership Renewal .....	8
Membership Module – Custom Confirmation Renewal Messages .....	9
Membership Module – Organization Memberships – Assign Roles .....	9
Reports Module – New Report Template – Events and Members .....	9
Reports Module – New Report Template – Membership .....	9
Reports Module – Event Registration Status Feature .....	9
Reports Module – Event Report Template – Making Custom Fields Easier to Identify .....	10
Articles Module – New Channel – Enhanced Articles List .....	10
Articles Channels – Make Number of Articles to be Displayed Configurable .....	10
Donation Module – Ability to Add Custom Receipt Message .....	10
Performance Enhancement – Caching .....	10
Performance Enhancement – Indexing .....	10
Web Site Themes – Three New Free Theme Templates .....	10
Web Site Themes – CSS Friendly Email Subscription Widget .....	11
Web Site Themes – CSS Friendly Login Web Site Widget .....	11
Web Site Themes – CSS Friendly Search Web Site Widget .....	11
Pages Module – New CSS Friendly Page Layout Templates .....	11
Pages Module – Web Editor – Link Directly To documents .....	11
Contact Import – Import Numeric Membership Type .....	11
Contacts Module – Turn On / Off Tabs In Contact Profile .....	12
Events Module – New Channel – Past Events .....	12
Events Module – New Channel – Next Event .....	12
Events Module – Set Custom Accounts and Transaction Types For Event Registrations .....	12
Committees Module – Allow Users to Join Committees Via Online Profile .....	12
Documents Module – Associate Documents with Multiple Sites .....	12

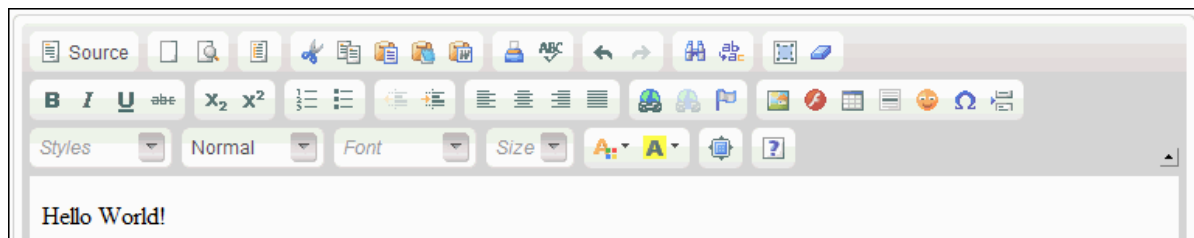
Documents Module – New Channel – Add Document.....	13
Documents Module – New Channel – "Documents – List Topic" .....	13
Applications Module – Print Application .....	13
Store Module – Add Role Options.....	13
Login – Enhancements To Login Tracking And Management.....	13
Ecommerce – Added PayPal Express Option.....	13
Ecommerce – "Test Mode" Alert .....	14
Other Enhancements and Various Fixes .....	14

---

## Introduction

These release notes cover changes in Community Enterprise (CE) Version 7.1. Many of the features described here have been in use in previous beta releases.

### Upgraded WYSIWYG Editor



Version 7.1 introduces an upgraded web editor in the content management features of Community Enterprise. The editor is a state of the art open source tool that has been integrated into CE and provides a wide range of capabilities and improvements.

### Events Module – Registration Enhancements

Send confirmation email to registrant

[Click here to bypass credit card payment \(as with a check payment\).](#)

---

Credit Card Information:

Credit Card Type:

Name on Card:

This release of CE includes a substantial rebuild of the event registration process in the Administration Section of Community Enterprise. One of the primary enhancements is the ability to do credit card transactions as part of the admin registration process (similar to the way that it works on the front end event system). In addition, the admin registration process has been streamlined to require fewer clicks per registration. Admin event registrations work with both PayPal Standard and PayPal Pro platforms.

## New Module – Real Estate

Name	Listed Date	Form	Edit	Delete
105 High Street	Jan 06, 2012	REO Ascent Properties		
107 S. Osborn	Jan 06, 2012	REO Ascent Properties		

A major new module – Real Estate – has been introduced in CE Version 7.1. This module allows clients to track real estate assets such as properties or loans and can be useful to organizations involved in real estate management and home ownership. The module tracks real estate assets and provides full custom fields and custom forms capability so that a wide variety of fields and forms can be used. This module also integrates with CE's Application module such that custom applications can be displayed and submitted from a CE based web site for the purpose of applying for properties.

## New Module – Education / Certification

Name	Type	Site
	All	All

CE version 7.1 introduces a new module – Education – to track continuing education and/or certification records. This module allows a client to set up programs or events in the system that have certification credits associated with them. Then, these credits can be assigned to contacts within the Contacts module. With the Education module, clients can track and report on professional certifications of their members.

The Education module also introduces resource bundles to CE. With resource bundles, it becomes easy to change the administrative language within the CE interface without having to worry about the underlying programming code or the database. In future releases, resource bundles will be added to other modules in CE to make customization in the administration section much easier.

## Advanced Member Search

OPTION 1: QUICK SEARCH

Quick Search by Last Name: <input style="width: 90%;" type="text" value="Doe"/>	Quick Search within: <input style="width: 90%;" type="text" value="50"/>
Quick Search by Keyword: <input style="width: 90%;" type="text" value="Collectibles"/>	miles of your Zip Code: <input style="width: 90%;" type="text" value="02123"/>

CE 7.1 includes an advanced member search tool which is more powerful and flexible than the Contact Search module that has been used for member directory searching in the past. While that module is still relevant

and requires less training or configuration, for organizations with more advanced needs for a member directory, the new tool will be useful. This tool allows an administrator to configure both quick search (pictured above) and advanced search screens as well as results and detailed results screens. These screens are easy to style using CSS and can be configured using CE's existing custom fields feature set. The new member search functionality also integrates into Google Maps for proximity searching (e.g. "Show me results within X miles").

## Membership Module – Automated Membership Reminder Emails

This release of Community Enterprise includes a membership reminder feature that allows an administrator to set up custom email reminder messages that can be automatically sent to expiring members. Administrators can choose time periods such as 60, 30, 15, 10, 5 and 1 days before expiration and CE will send the messages with links to a membership renewal screen. Administrators can create different email messages for different membership types within the system or send a single message to members with different membership types.

Email Type:	<input type="checkbox"/> New <input type="checkbox"/> Renewal <input checked="" type="checkbox"/> Reminder
Reminder Intervals:	<input checked="" type="checkbox"/> 60 Days <input checked="" type="checkbox"/> 30 Days <input checked="" type="checkbox"/> 15 Days <input checked="" type="checkbox"/> 5 Days <input type="checkbox"/> 1 Day

## Pages Module – Link Checker

Link Checker

Select a site <input style="width: 90%;" type="text" value="Demo"/>	Select the type of link to process <input style="width: 90%;" type="text" value="Links"/>										
Then click here to check links. <input type="button" value="Check Links"/> (This may take a few minutes)											
<table style="width: 100%; border-collapse: collapse;"> <tr> <td colspan="5" style="background-color: #f0f0f0; padding: 2px;"><b>Site: No Links Found</b></td> </tr> <tr> <td style="width: 20%; text-align: center; font-weight: bold; font-size: 0.8em;">Link Type</td> <td style="width: 30%; text-align: center; font-weight: bold; font-size: 0.8em;">Identifier</td> <td style="width: 30%; text-align: center; font-weight: bold; font-size: 0.8em;">Description</td> <td style="width: 10%; text-align: center; font-weight: bold; font-size: 0.8em;">Status</td> <td style="width: 10%; text-align: center; font-weight: bold; font-size: 0.8em;">Edit</td> </tr> </table>		<b>Site: No Links Found</b>					Link Type	Identifier	Description	Status	Edit
<b>Site: No Links Found</b>											
Link Type	Identifier	Description	Status	Edit							

The new release of CE includes a Link Checker utility. This tool, which is located within the Pages module, allows an administrator to automatically check all the links within the Pages and Articles module pages. The tool can also check the links to images within those pages. In the future, this feature will be expanded to include other modules such as Events.

## Email Module – Email Templates

From: CE Administrator (admin@citysoft.com)  
Subject: Newsletter Template2  
Date Created: Jan 25, 2012 3:32 PM  
Description: Newsletter Template2  
*(Below is the HTML text)*

---

**LOGO** **ANNOUNCEMENT**

The 7.1 release of CE includes several new Email module templates that clients can use and customize when sending messages such as newsletters, invitations, announcements, and so forth. These templates have been tested for many different email clients and provide up to date coding standards for the best deliverability.

## Search Engine Enhancements

In this release, CE's built in search engine feature has been improved in a number of ways. Most notably, when searching documents within CE's document module, the search engine now includes both document titles and file names when generating search results. In the past, the document searches focused on the contents of the files themselves (e.g. full text searching on PDFs, Word documents, etc.). Now the search results will include both the title given to a document record in CE's database as well as the actual file names of the files.

## Reports Module – Standard Reports

Membership Count Report as of Fe	
Member Type	Member Count
Century Club	1
Gold	2

With this enhancement in the 7.1 release, CE now includes a new Standard Reports section of the Reports module. Standard reports are pre-formatted reports similar to reporting from the Crystal Reports package that display a range of data from membership data to donation data and more. The standard reports can be displayed as flash, pdf or excel files. They are accessed from the Standard Reports section of CE as well as from the Reports section of various modules.

## Email Module – Email Archive

In CE 7.1, a new version of the web email archived has been introduced. This feature allows clients using the Email module to check a box to add an email to the archive of past emails that appears on their web site.

- Add this email to the Web Archive
- Add a link to the Web Archive in this email

The archive (which can be published through the Pages module as a channel) then displays all emails that have been checked by the client. This feature is an improvement over an earlier, similar feature in CE and allows clients to easily display on the web past emails that have been sent through the system.

## Email Module – View Email As Web Page

This new feature in version 7.1 allows an administrator using the email module to select a setting that includes a "View As Web Page" link at the top of an email that is sent out to users. When clicked, this link brings a user to a web page version of the email that was sent. This feature is helpful for users who have problems viewing an email in their email client.

[View this email on the web](#)

## Email Module – Make Email Footer Configurable

CE 7.1 adds a feature that allows an administrator to configure the email footer. This feature is accessible from the Admin Settings area of the Email module.

## Organization Module – Contact Information Section

CE Version 7.1 includes a change to the Organization module which adds a new pre-built "Contact Information" section to the default Organization profile form. In the past, contact information (e.g. address, phone, and web information) was included in the "Membership" section of the Default form. With this change, the address and related contact information are part of a new section while the membership information remains in the Membership section. This enhancement creates more intuitive organization of data with the Organization default profile form. In addition, this section can be used in other, custom profile forms in the Organizations module.

The screenshot shows a form titled "Contact Information" with the following fields:

- Address: 100 CitySoft Boulevard
- Line 1: [Empty text box]
- Line 2 if needed: [Empty text box]
- Line 3 if needed: [Empty text box]
- City: San Francisco
- State or Province: California
- [Empty text box], [Empty text box]
- United States

## Organizations Module – New Channel – File Upload

The CE 7.1 release introduces a new File Upload channel that is associated with the Organizations module. This new channel allows logged in users on a web site to securely upload files that are associated with organization records in the Organization module. Users can upload files to organizations records that they are previously associated with in the database. Then, within the Administration Section of CE, administrators can view and review the files that have been uploaded through the web site. Administrators

The screenshot shows a form titled "View/Add a file" with the following fields:

- You may use this form to view existing documents for th
- Please select the organization that you wish to vi
- CitySoft
- Files for: CitySoft
- File Name: 2010 Report.doc
- Report Type: HUD
- Upload a new file: Choose File 2011 Report.doc
- Report Type: HUD
- Submit

can also set up file type options that can be associated with the various documents that are being uploaded. This functionality is especially useful to clients who use the Organizations module and want to allow their contacts in these organizations to submit documentation (e.g. quarterly reports, field reports, etc.) through the web.

## Organization Module – New Channel – Organization Update

CE 7.1 includes a new channel called "Organization Update" that allows users on a web site to update information for any organization in the database for which they are a primary contact. This process was possible previously, but was part of a more involved membership registration channel. In this simplified scenario, the process focuses only on updating an organization record and will be useful to clients who want to provide users with this feature in a focused way.

## Activities Module – Preview Display

SHOW ACTIVITIES						Add New
Subject	Status	Type	Creator	Assigned to Contact	Due Date	Create Date
Meeting with John	In Progress	Meeting	Administrator, CE	Doe, John	02/15/12	02/10/12
We discussed their new requirements and agreed to follow up with some recommendations next week. Interface requirements can be accomplished with JQuery plugins.						

CE 7.1 introduces a preview feature to activity records in which up to two rows under the activity listing display the contents of the Description field for the activity record. This feature makes the Activities module more useful by allowing administrators to quickly scan one or more activities in a list and easily see the detail. This feature can be turned on and off with a setting in the Admin Settings section of the Activities module.

## Membership Module – Display Membership Types Within Date Ranges

This new feature in CE 7.1 enables Membership Types (e.g. Gold, Silver, Bronze) that display on the front end

Display Start Date:	January	1
Display End Date:	March	31

during the Join / Renew process to be limited to specified date ranges. Thus, a membership type could be offered for a single quarter of the year and automatically disappear from the Join / Renew process during the rest of the year.

## Membership Module – New Channel – Membership Renewal

In this latest release, a new membership related channel is included that will assist with renewals. This channel is called "Individual Membership – Renewal" and differs from the regular "Individual Membership Form" channel in that it includes only a login for renewing members, but does not include a new user login for new members. This channel is a useful complement to the Membership Reminders feature because by sending renewing members to this form, there is no chance that they will accidentally join as a

### Membership Renewal

To renew your membership, login below.

<b>Email</b>	<input type="text"/>
<b>Password</b>	<input type="password"/>
	<input type="button" value="Login"/>
<a href="#">Forgot password?</a>	



new member using a separate email and thereby end up with two accounts in the database.

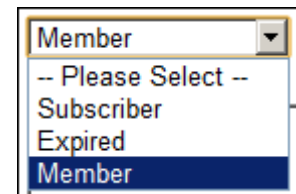
Like all new channels in CE, this channel is CSS friendly and can be styled using custom CSS outside of the base code of CE. Suggested styles are available as well.

## Membership Module – Custom Confirmation Renewal Messages

This enhancement expands on the ability of CE clients to add in custom confirmation messages. Specifically, this change allow an administrator to create a custom message within the Content Channels section of the Pages module that will be displayed at the top of the default membership confirmation screen when a renewal is completed. In the past it was possible to add a custom message on this screen but not to have separate custom messages for new and renewal confirmation processes.

## Membership Module – Organization Memberships – Assign Roles

The enhancement extends an earlier feature in CE to cover organization registration. In this case, when a contact registers an organization for membership, they can be assigned a specific Role in CE as part of the registration process. The specific Role is set by an administrator in the Membership Type settings in CE. Once that setting is set users conducting registration on behalf of an organization will get the new Role setting.



## Reports Module – New Report Template – Events and Members

This version of CE includes a new report template named Events and Members. This template allows easier reporting of events, event registrations, individual memberships, and organization memberships in the same report output.

## Reports Module – New Report Template – Membership

This version of CE includes a new report template named Membership. This template focuses on membership related data. While there are other report templates that make it easy to extract membership related information, this template is particularly well suited for custom reporting for organizations that have both individual and organization memberships.

## Reports Module – Event Registration Status Feature


In this version of CE, Event related reporting was simplified and improved by the addition of an Event Registration Status field. Depending on the status of a user's event registration, this field would contain values of C (Completed Registration), P (Pending Registration), I (Incomplete Registration), or D (Deleted Registration). These values are used in pre-built and custom reporting to make it easier for administrators to quickly view event registrations with different statuses.



## Reports Module – Event Report Template – Making Custom Fields Easier to Identify

CE 7.1 helps to solve a problem for clients trying to report on events who have many event custom fields in the system. For these clients, events related reports can include long lists of custom fields without an easy way to determine which event they were associated with. In this enhancement, the admin user can simply mouse over a field name to see what event it is associated with. This makes the process of selecting the correct custom fields for an event report much easier.

## Articles Module – New Channel – Enhanced Articles List

<u><i>Washington Walkthrough 10-11-11</i></u>		
	<b>Summary:</b> The latest Jewish-related news coming out of Washington, DC	<b>Sub-Header:</b> This edition: Decoding Obama's Holiday Message; Who is Holding the UN Accountable? <b>Keywords:</b> Obama, UN, Politics
<b>Notes:</b>		<b>First Name:</b> <b>Last Name:</b> Jo <b>Publish Date:</b> <b>Create Date:</b> 1

The 7.1 release of CE includes a new channel in the Articles module called "Enhanced Articles List". This channel displays a list of articles within a specific category (e.g. Arts, Sports, Politics, etc.) and provides more information and a more easily styled display than previous Article module channels. The display in this case includes additional fields such as a thumbnail for each article as well as a Notes field. In addition, the lists are CSS friendly in order to allow administrators great flexibility and control in styling the output.

## Articles Channels – Make Number of Articles to be Displayed Configurable

In this latest release of CE, the number of articles displayed in article related channels is configurable. Clients can choose the number of articles (e.g. 5,10, etc.) to be displayed in articles display channels.

## Donation Module – Ability to Add Custom Receipt Message

This version of CE provides administrators with a new option to add custom messaging to the donation receipt screen. This message will appear in addition to the default text in the donation receipt screen. To do this, create a Content Channel in the Pages module that has the title "Donation Confirmation". If this exists, CE will insert it into the donation receipt screen.

## Performance Enhancement – Caching

This release of CE includes the use of caching to improve performance in a number of modules and for faster page load times in general.

## Performance Enhancement – Indexing

This release of CE includes extensive database indexing to improve performance throughout CE.

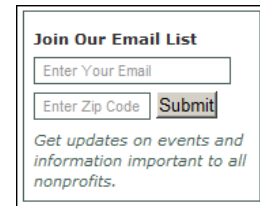
## Web Site Themes – Three New Free Theme Templates

Along with the new design them template system (described above), CitySoft has recently introduced three new free design themes. These themes are available for download from [www.citysoft.com](http://www.citysoft.com) and

can be easily added into the CE content management system. With these free templates, creating a professional looking site quickly with CE is easier than ever.

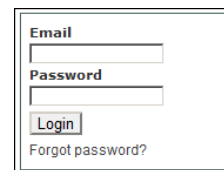
## Web Site Themes – CSS Friendly Email Subscription Widget

This new email subscription feature in CE 7.1 supplements similar pre-existing features while being more CSS friendly. While it was always possible to provide users with an easy way to sign up for email newsletters online in CE, this newer widget can be styled more fully with CSS and can also be used outside of base code by developers (so that it will not be overwritten in the context of upgrades).



## Web Site Themes – CSS Friendly Login Web Site Widget

The 7.1 release of Community Enterprise includes a new login widget that can be used in visual design templates. Although CE already includes a login component for design templates, this new component is more CSS friendly and thus allows for easier and more flexible styling using cascading style sheets.



## Web Site Themes – CSS Friendly Search Web Site Widget



This release of Community Enterprise includes a new search component that can be used in visual design templates. Although CE already includes a search component for design templates, this new widget is more CSS friendly and can be more easily customized outside of base code.

## Pages Module – New CSS Friendly Page Layout Templates

This release of CE includes several new page layout templates to the Pages module. These templates (example pictured at right) are based on <div> tags and do not include html <table> tags. This allows the templates to be more CSS friendly than older CE page layout templates.



## Pages Module – Web Editor – Link Directly To documents

As part of the latest release, a new feature has been added to the web editor's Link tool to enable links in pages do go directly to documents in the Document module rather than to the Document's summary screen. This direct linking to documents was possible in older versions through a work around, but this improvement means that document download reporting will work as expected.

## Contact Import – Import Numeric Membership Type

This new feature in CE 7.1 allows administrators who are using the Contact Import module to import membership type data from a spreadsheet using the numeric values of the membership type ID. In the past, membership type data had to be imported using only the Membership Name values (e.g. Gold Membership, Premium Membership, Student Membership, etc.). That remains an option, but now an administrator can instead elect to use the Membership Type ID value instead for mapping spreadsheet data to the Membership Type field. This feature is useful for multi-site membership deployments of CE where the same Membership Types (e.g. Student Membership) may be used repeatedly in different sites. In that scenario, this feature provides an easy way to distinguish between different membership types with the same name during imports.

## Contacts Module – Turn On / Off Tabs In Contact Profile

This enhancement to CE 7.1 allows an administrator to turn on and off the tabs within the Contact Profile. Since there are many tabs, this feature will enable users to un-clutter the interface by not using or seeing unneeded features.

SHOW TABS	
<input checked="" type="checkbox"/>	DETAILED
<input checked="" type="checkbox"/>	DEMOGRAPHICS

## Events Module – New Channel – Past Events

The 7.1 version of CE introduces a new Events module channel titled Past Events which displays the six most recent past events in a specific category. This is useful for organizations that want to give members an easy way to review recent events.

Past Events
Jan 17, 2012 Business Intelligence SIG: No meeting this month.
Nov 15, 2011 Business Intelligence SIG: Five Ways Predictive An

## Events Module – New Channel – Next Event

This version of CE introduces a new Events module channel titled Next Event which displays the next event in a specific category. This is useful for organizations that want to give members an easy way to see upcoming events.

Next Event:
Business Intelligence SIG: Perv
February 21, 2012   6:30 PM - 9:00 PM

## Events Module – Set Custom Accounts and Transaction Types For Event Registrations

This enhancement allows administrators to over-ride the default Account and Transaction Type settings for transactions that are logged during and event registration. This is very helpful in situations where clients are trying to map events and event registration transactions to their organization's accounting specific Account and Transaction data. Rather than having to accept the defaults of "Event Registration" set by CE, the client can set a unique "To Account" and "Registration Type" for each event to be used by the system in logging event related transactions.

## Committees Module – Allow Users to Join Committees Via Online Profile

A new feature in CE 7.1 enables users who are editing their online profiles, joining or registering online to add or remove themselves from committees that the organization may have set up. This feature makes the CE Committees module more accessible on CE based web sites so that users can easily manage their own committee membership within an organization.

Committees
Please select the committees
<input checked="" type="checkbox"/> Membership Committee
<input type="checkbox"/> Outreach Committee
<input type="checkbox"/> Rules Committee

## Documents Module – Associate Documents with Multiple Sites

Other sites associated with this document:
<input checked="" type="checkbox"/> (2) Annual Conference
<input checked="" type="checkbox"/> (4) Gathering of Champions

CE 7.1 includes a new feature that allows administrators to associate a document with multiple sites. In the past, a document added through the Documents module could be tagged with only one CE site. For organizations using multiple sites where documents were relevant to more than one site, this was a limitation in some cases. The new feature eliminates that limitation. Multi-site associations for documents are reflected in CE's various search features.

## Documents Module – New Channel – Add Document

The new "Add Document" channel in CE allows users on a CE based web site to upload documents directly into the admin Documents module where they can be included in search indexing and other document related channels in CE. The Add Document channel includes an option to have the document enter the workflow for admin approval. There is also an email confirmation to alert administrators when documents have been uploaded through the channel form.



**Add a Resource**

Please use this form to suggest documents for staff members will review it and if appropriate, w

Title:

Description:

## Documents Module – New Channel – "Documents – List Topic"

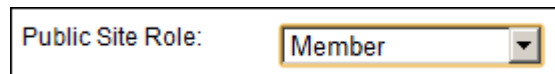
In the latest release of CE, a new channel – Documents – List Topic was added. This channel lists all documents tagged with a specific topic. It is useful to clients who want to display events which are grouped similarly.

## Applications Module – Print Application

CE 7.1 introduces a new feature that allows submitted applications to the Applications module to be printed.

## Store Module – Add Role Options

In CE Release 7.1, the Store module has been enhanced to allow an Administrator assign a Role setting to a user who purchases a specific product.



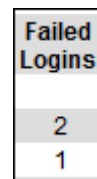
Public Site Role:

This feature is useful for the purchase of non-public online products like documents or videos. The use of a role in conjunction with the product allows an administrator to make the product password protected.

In addition, a related feature has been added to allow the administrator to include custom text in the on screen and email receipt when a product is purchased. This can be used to provide the purchaser with instructions and/or a url to the online product.

## Login – Enhancements To Login Tracking And Management

CE 7.1 adds several features to help clients and users manage the process of logging in to the system. When a user's login is disabled after multiple failed login attempts, in addition to the on screen message, an alert email is now sent out to the user and the administrator explaining the situation and how to resolve it. In addition, if a user requests new login information from the system when their login has been disabled, the email that is sent with the new login information alerts the user that their login has been disabled and how to re-enable it. Finally, an "Attempts" column has been added to the administrative login tracking report that displays failed login attempts for users logging in. This will help administrators quickly understand which users are having problems logging in.



Failed Logins	Attempts
2	1

## Ecommerce – Added PayPal Express Option

In this latest release of CE, the PayPal "Express" payment option has been added in some modules. This allows CE users of PayPal Pro integrations to have an additional payment option where they can link directly into their PayPal accounts for payment rather than using CE's built in shopping cart.

## Ecommerce – "Test Mode" Alert

This small enhancement in the new release displays an on screen alert before an ecommerce transaction in CE when a PayPal Pro account is set to "Test" mode. This will help eliminate situations where a client accidentally sets the mode to test without realizing it.

## Other Enhancements and Various Fixes

Version 7.1 includes a number of smaller enhancements and fixes to issues in different modules.

Enhancements include:

- 9359 – Consolidated and simplified the left navigation section of the admin Settings section.
- 9432 – Expanded on small UI improvements started in previous release for lists of items in CE's admin sections. In this case the changes are applied to lists of documents and document related items. Changed background color in item list widget to display a darker shade of gray.
- 9467 – Expanded on small UI improvements started in previous release for lists of items in CE's admin sections. In this case the changes are applied to lists of documents and document related items. Minor UI improvement to list widget which was displaying unnecessary shading at bottom of lists in some cases.
- 9509 – Small improvements to login logging and login report display
- 9520 – Added logging and display of successful and failed login attempts to Login report
- 9532 – Improvements to page creation wizard in managing limit of 50 characters for page navigation titles
- 9533 – Small display improvements to profile display screen in Contact Search module search results
- 9534 – Added list status header for Archived or Deleted lists to reduce confusion
- 9537 – Small improvement to event custom fields
- 9538 – Allow jpeg files to be uploaded through custom fields in the applications module and general enhancement to mime type functionality.
- 9542 – Improvements to login tracking
- 9556 – Extended character limit on phone fields
- 9571 – Expansion of earlier feature so that logged password requests can be viewed as an admin report.
- 9573 – Change to default order of emails in the Email module
- 9576 – Changed base code location of header / footer template files
- 9578 – Small improvements to new design integration template system
- 9594 – Miscellaneous commits including improvement to an sql injection filter, a tweak to validation, and some useful functions for development and testing.
- 9601 – Improvements to page template system to allow new templates to be added with different naming conventions
- 9608 – Added <div> tags to event detail screen
- 9608 – Small improvement to this previous enhancement (Next Event channel) to add the event title to display
- 9609 – Small change to make traditional CE login widget easier to style
- 9612 – Improve error messages in data import process
- 9622 – Added sample styles for earlier enhancement (Add Document channel)
- 9624 – Add event name to Order screen in Event Admin module
- 9633 – Added phone and fax fields to donations report template
- 9636 – Improvements to error code messages
- 9653 – Added global opt out field to the Contact report template
- 9654 – Added fields to various report templates for recurring profiles



- 9661 – Added improvement to PayPal PayFlow integration to mitigate situation where PayFlow server times out.
- 9669 – Small improvements to Email Subscription channel
- 9676 – Added new approach to uploading excel and csv files into CE that works without odbc drivers and with 64 bit machines
- 9681 – Small changes text and spacing on the front end of application related screens.
- 9682 – Discounting turned off when using PP Standard. This will be added in the future.
- 9687 – Enhancement to give the option to limit contact deletes to Superusers and Site Admins and to give a prompt to the admin before finishing the delete.
- 9689 – If the event registration is free or discounted to zero, don't show the billing info screen
- 9690 – During registration, turn off billing information screen by default
- 9694 – Extended date range in All Sites calendar to 2012
- 9708 – Removed background color from buttons in custom fields 2.0 modules.
- 9713 – Change to search widget making it easier to style
- 9714 – Added Georgia as default font to web editor
- 9717 – Changes to floating page list to list by Page Title instead of Navigation Title and added Navigation Title as a new column.
- 9728 – Small improvements to Contact Search module on the administrative side so that a "View Emails" link / screen will appear if relevant and a new "Stalled" status is used for emails that are stuck and need to be removed from the sending queue.
- 9738 – Allow email addresses with .name extension to be added into contact records
- 9750 – Addition to earlier enhancement which adds the Phone and Fax fields to the display in the admin Organization profile
- 9751 – Improvements to the edit file feature within the Add / Edit document feature.
- 9769 – Small improvements to field names and field labels in the Contacts module and contacts import process (e.g. changing "Title" to "Prefix")
- 9775 – Added Notes field to contact import fields.
- 9779 – Small language change in admin Add Article screen. Changed "Kicker" to "Sub-Title"
- 9780 – Added additional years to date range in Articles and Documents module
- 9785 – Added email address display to the admin event registration feature that allows an admin to search for contacts already in the database to register for an event.
- 9798 – Added additional columns to admin Manage Membership Types screen
- 9798 – Added bad email field to contact import view
- 9799 – Added create date and date last modified fields to contact import view
- 9800 – Added global email opt out field to Contacts and Membership report view
- 9809 – Improved links between Contacts module and Organizations, Committees, Households, and Membership modules
- 9810 – Improvements to paging in Organizations section of Membership admin landing page.
- 9817 – Changed the default sort order in some administration activities screens to start with the most recent activity at the top.
- 9818 – Improvement to file upload custom fields in multiple modules to allow more than one file to be uploaded at the same time.
- 9826 – For a file upload from front end, increased the character limit to 150 for file titles and add a friendly error for files that exceed the character limit.
- 9829 – In Contacts module landing page, increased the number of records displayed to 25 and the threshold for providing a "Show All" option to 200 records (if there are more than 200 contact records, the "Show All" option will not display).
- 9831 – Extended "return to list" functionality in admin Contacts module to include scenarios where the admin clicks on the edit and view icons rather than just the contact name
- 9835 – Change to date widget to automatically include future dates.
- 9836 – Allow new file manager to accept .swf files.

- 9837 – Switched order of event time and date on the front end event detail screen.
- 9839 – Removed deprecated membership fields from Contacts report view
- 9841 – Fix to clone event feature
- 9845 – Created Admin Settings functionality to be used in each admin module.
- 9845 – Technical change to centralize settings data in new table to allow for expansion and management of Admin Settings features in admin modules.
- 9853 – Improvements to styling of fields that are used both in the front end and back end.
- 9863 – Enhancement to email metrics processing to increase performance
- 9882 – Change to CKEditor so that the Shift+Enter keyboard commands produce <br> tags.
- 9885 – Added ID to a page layout template to enable the style sheet to add a background color to the page.
- 9891 – Increased the size of the Order Pages screen in the Pages module to accommodate more pages.
- 9894 – Allow .flv files to be accepted by the File Manager
- 9897 – Small improvement to the way that the donation receipt code is managed.
- 9898 – Handler to manage favicon.ico during upgrade so that it is added but not overwritten as necessary.
- 9902 – Changed CKEditor settings so that it does not add default <p> tags around content in the editor
- 9903 – Events and Registrants report template – changed "Company Title" to "Job Title"
- 9904 – Added office 2007+ mime types to file upload options on manage your profile screen
- 9905 – Small increase in width of admin event registration form screen
- 9907 – Shortened and improved the "Register..." language on the event detail screen
- 9908 – Increased width of show event screen in the Administration Section
- 9909 – Small improvements to language in front end and admin event and store payment screens related to PayPal Standard
- 9917 – Made the role expiration feature that is part of the front end membership expiration options. When a person logs in on the front end and their membership is expired (if they are past the membership expiration date), their role can be not expired optionally.
- 9918 – Added admin setting to allow inclusion of Membership Type ID with the Membership Name in some Administration Section lists
- 9925 – Adds a transparent version of the Powered by CE graphic to base code.
- 9927 – Added two standard reports
- 9928 – Expanded automatic deployment script to include generating default stylesheet
- 9935 – Improvements to html validation
- 9945 – Added language to forgot email message about case sensitivity
- 9946 – Added two bots to optional bot filter
- 9947 – Increased default number of fields allowable in new CF9 contact import process
- 9964 – Enhancements to page logging feature
- 9967 – Enhancements to page logging feature
- 9968 – Enhancements to page logging feature
- 9970 – Added admin feature to view expiring memberships before running the membership expiration process.
- 9971 – Added scheduled task for expiring memberships
- 9972 – Added fields to "Organizations" and "Organizations and Contacts" report module – made Contact Type field configurable in system settings.
- 9974 – Added "Georgia" font option in the Content section of the Site Settings screen
- 9980 – Change to "Contacts and Membership" report template to convert numeric values for Membership Status to Active, Inactive, and Pending.
- 9983 – Added email confirmation to Document Upload channel
- 9986 – Small change to the default sort on transaction type list within the Transactions tab of the contact profile.



- 9987 – Changed "Superuser Functions" label to "Admin Settings" in admin Contact module
- 9901 – Improvement to Login Form channel so that it does not show form fields once login has been completed. Instead it shows a "logged in" screen.
- 9996 – Improvements to https management including creating optional setting to help ssl work better in multi site deployments with multiple domains where you don't want activity in one site forced into another.
- 10002 – Added .museum as an acceptable email extension in the Contacts module
- 10006 – Removed ability to display admin tabs in older format
- 10007 – Added ability to add 3rd party style sheets to render in ckeditor window
- 10009 – Added currency field to Real Estate module that requires numeric input and displays with a dollar sign
- 10013 – Small improvements to "Navigation Not Found" error message
- 10015 – Improvements to Organization Membership receipt screen when using PayPal Standard
- 10017 – Improvements to language of Applications module on the front end to better support the use of the module for surveys.
- 10022 – Made membership reminder emails send bcc to an admin citysoft email address as well as the address specified by the client.
- 10035 – Name change of "Current Poll" channel to "Current Survey"
- 10042 – Added sample styles to styles\_sample.cfm file for front end application styling.
- 10045 – Added TempID field to the Contacts and Memberships report template
- 10046 – Small change to spacing in Manage Content Channels screen.
- 10053 – Added CAPTCHA to event registration form
- 10054 – Small change to the contact link in a Donation profile to make it go directly to the Donations tab in the contact profile instead of the General Info tab.
- 10055 – Small change to the link from a contact in an email list to make it go to the Email tab of the contact profile rather than the General Info tab.
- 10056 – Improved link from individual application in the Applications module to make it go to the Applications tab of the Contact profile
- 10059 – added node / site awareness to the link to the contacts membership tab
- 10060 – Improvements to the process of deleting a contact which deletes more associated data that does not need to be retained.
- 10062 – Improvements to messaging in articles module when no articles are found.
- 10063 – Improvement to feature that allows an admin to remove a contact from the Bad Email list so that hard bounces from a previous email address are not counted against a new email address for the contact record.
- 10065 – Small improvement to double opt in email link during email list subscription process.
- 10068 – Improvement to the way CE manages event registration quotas
- 10069 – Adds an additional check at end of event registration process related to quotas.
- 10081 – Enhanced integration with PayPal Standard accounts.
- 10085 – Small improvements to language in the "Locked" feature of the workflow process.
- 10086 – Added block of "Work Address Fields" to the Events and Registrants report template.
- 10088 – When adding a new organization record to CE, make US the default country.
- 10090 – Changes changed default ordering of membership types in list to alphabetical in the add / edit registration / price screen of the add / edit event process.
- 10095 – Added div container to article display file to make it easier to apply custom styles.
- 10096 – Small improvement to the display of the front end articles list so that an Author is not required for an article to appear in the list.
- 10103 – Small improvement to allow no values for Active status and Tax ID fields when creating a new organization record.
- 10110 – Improvements to the "you are logged in as" box on the event registration form to work when login type is set to email

- 10111 – Improvements to the "Registration Information" section of the front end Event landing page.
- 10124 – Various small improvements to report templates
- 10131 – Changed default sorting in Donations module
- 10130 – Improvements to sorting in Documents module
- 10132 – Small improvements to the formatting of admin error and confirmation alert messages after changes are made.
- 10136 – Improvement to the way an individual is associated with an organization during the Organization Membership process.
- 10137 – Technical enhancement to make upgrade process more tolerant of channels using applicationinfo field in database.
- 10142 – Added organization membership related fields to Search Contacts report template to make the Contact Search functionality more useful.
- 10143 – Added functions in API to make it easier to get content (e.g. articles, pages, etc.) from the system.
- 10144 – Added handling in contact import process to better manage scenario where the membershiptypeid is wrong or not actually in the database.
- 10145 – Removed default CKEditor styles from admin Styles menu within CE deployments.
- 10146 – Removed old editor (FCKeditor) styles from admin area of CE when new editor (CKEditor) is in use.
- 10151 – Small improvement to contact import process to remove spaces around data
- 10154 – Added new font (Georgia) do list of available fonts for styles in the "Site Styles" section.
- 10155 – Technical improvements to CAPTCHA feature to make it more reusable
- 10156 – Added DonationID field to "Contacts, Organizations, and Donations" report template
- 10168 – Small improvement to the sorting in the Membership History section of the Membership tab of the Contact profile